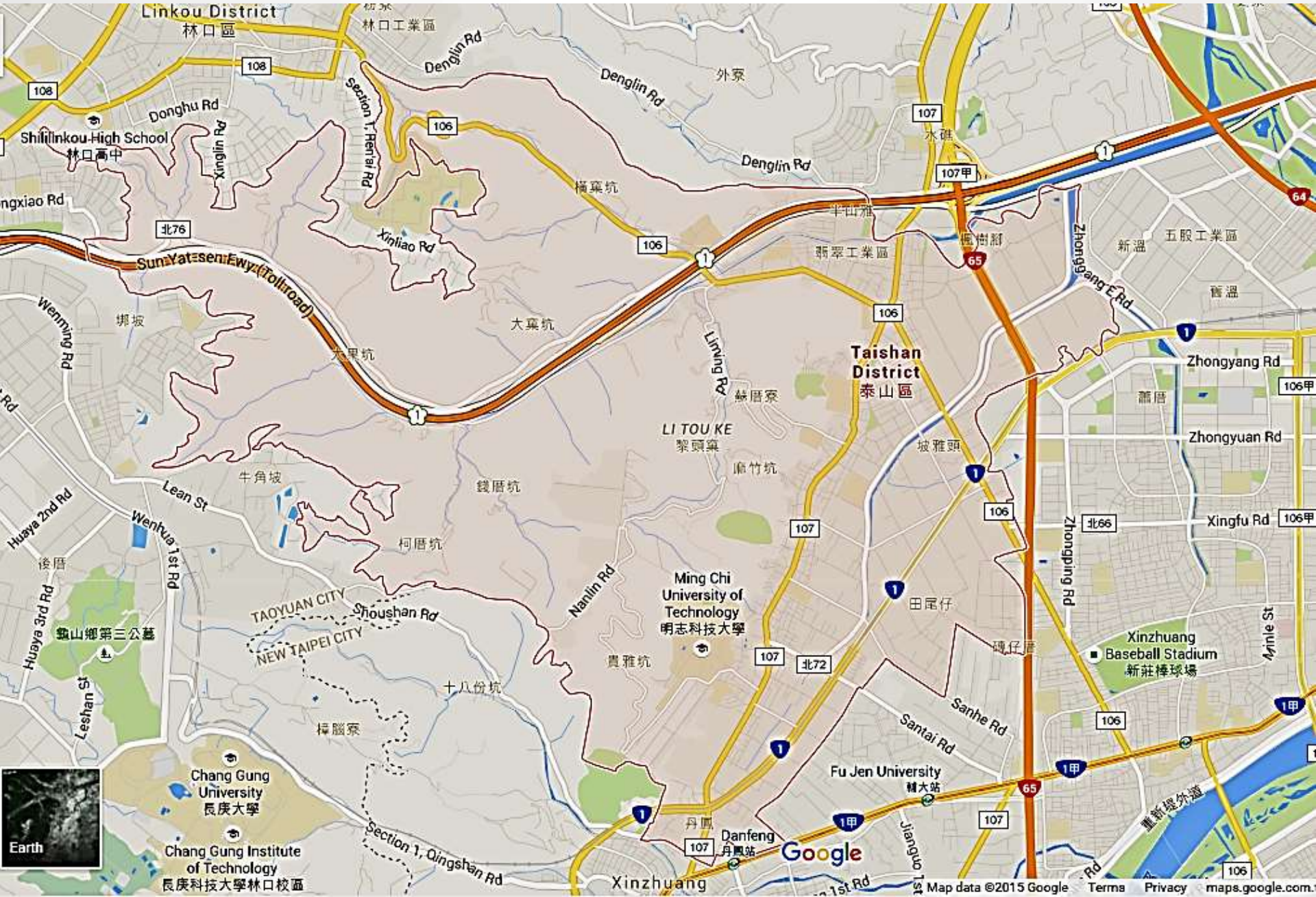




# UNIT 9: HOW DO WE GET TO THE NIGHT MARKET?

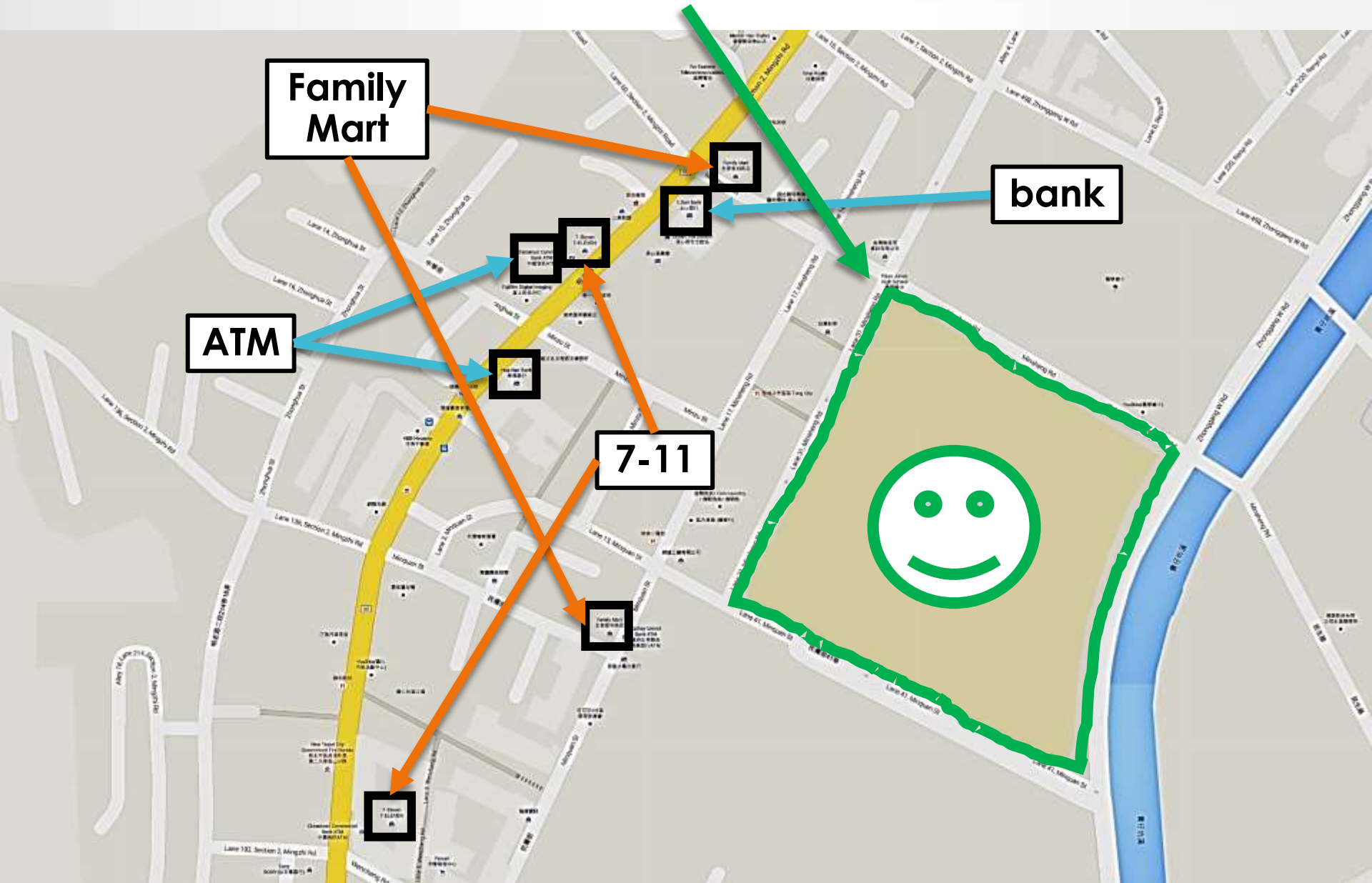
Grade 8 English  
YiShiue Junior High School

# THIS IS TAISHAN DISTRICT, NEW TAIPEI CITY.






THIS IS OUR SCHOOL, YISHIUE JUNIOR HIGH.



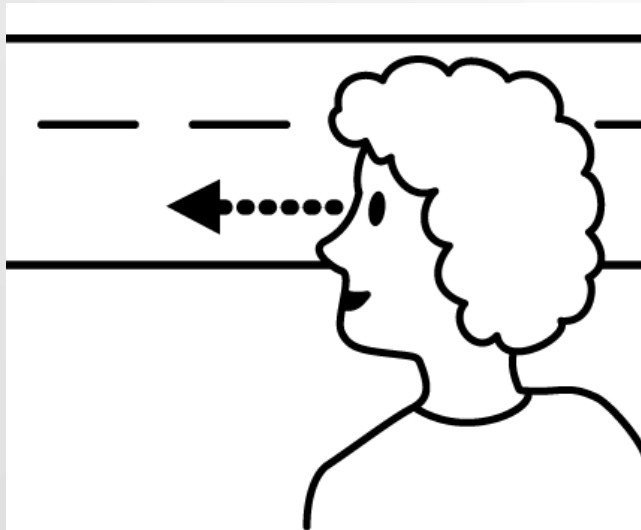
# DIRECTIONS

## LEFT

turn left




look left




## RIGHT

turn right



look right



# Giving Directions

## VERBS



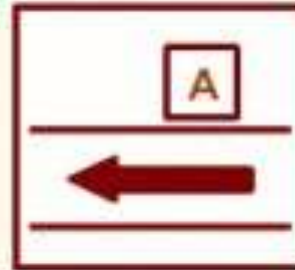
turn left




turn right



go straight




go past




cross the  
street

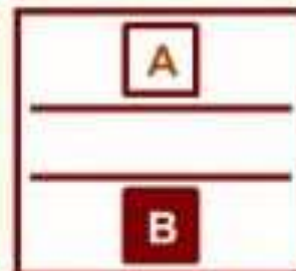
## PREPOSITIONS OF PLACE




at the  
corner



next to



across from



between

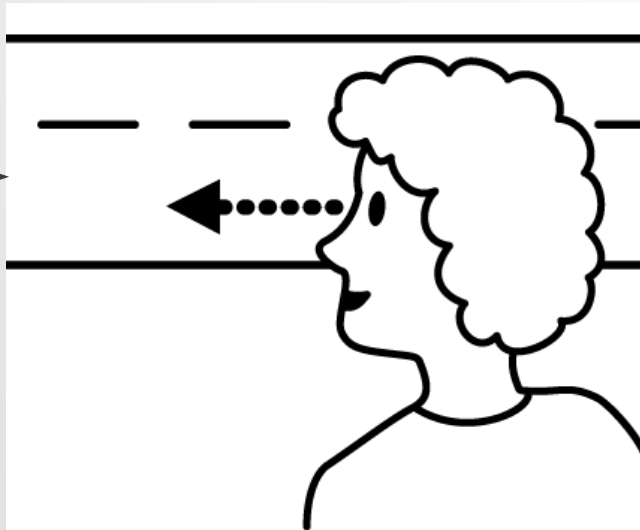
# LISTEN AND TRY IT!

## LEFT

"Turn left."




"It's on your left."




## RIGHT

"Turn right."



"It's on your right."



# DIRECTIONS

- **Excuse me.** How do I get to the \_\_\_\_?
- Go **straight** for # **blocks.**
- **Turn right.** / **Turn left.**
- Cross the **street.**
- It's on your right. / It's on your left.
- It's on the **corner.**
- It's **across from** the \_\_\_\_.
- It's next to the \_\_\_\_.
- It's between the \_\_\_\_ and the \_\_\_\_.

# HOW DO I GET TO THE 7-11?

(USE PAGE 141 TO HELP YOU.)



4.  
Cross  
the street.

3.  
Turn left.

5.  
Go straight for  
 $\frac{1}{2}$  a block.


6.  
It's on  
your right!

2.  
Go straight for  
 $2\frac{1}{2}$  blocks.

1.   
Turn left.



**YOU ARE KEVIN.  
FOLLOW MY DIRECTIONS!**



# A-MAZE-ING!

- Two students will do the maze.
- One student will **give directions** (lead), and one student will **follow directions**.
  - The leader must **tell the follower which way to go** to find the object.
- After the follower is **blindfolded**, the leader will **choose the object**.

# **A-MAZE-ING DIRECTIONS**

**Turn right. / Turn left.**

**Go straight (#) step(s).**

**Stop!**

**Take off the blindfold.**

**It's on your right/on your left.**

**It's in front of you.**